

Surface Mount RF Transformer

0.2 to 120 MHz



ADTT4-1

Maximum Ratings

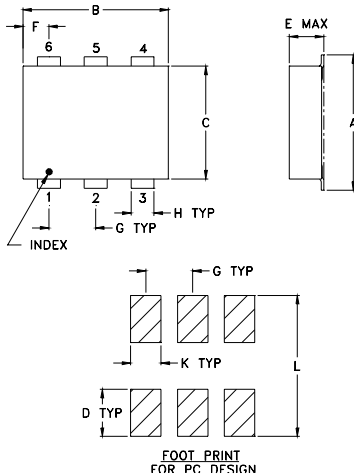
Operating Temperature	-20°C to 85°C
Storage Temperature	-55°C to 100°C
RF Power	250 mW

Pin Configuration (kr)

primary dot	3
primary	1
primary ct	2
secondary dot	4
secondary	6
secondary ct	5

EVALUATION BOARD P/N: TB-42

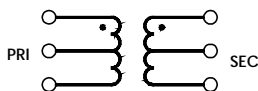
Outline Drawing



Outline Dimensions (inch/mm)

A	B	C	D	E	F	G	H
.280	.310	.220	.100	.162	.055	.100	.030
7.11	7.87	5.58	2.54	4.11	1.40	2.54	0.76
J	K	L	wt.				
—	.065	.300	grams				
—	1.65	7.62	.45				

config. B



Features

- excellent amplitude unbalance, .05 dB typ. in 1 dB bandwidth
- excellent return loss, 25 dB typ. in 1 dB bandwidth

Applications

- impedance matching
- balanced amplifier



CASE STYLE: CD636
PRICE: \$3.95 ea.
QTY: (10-49)

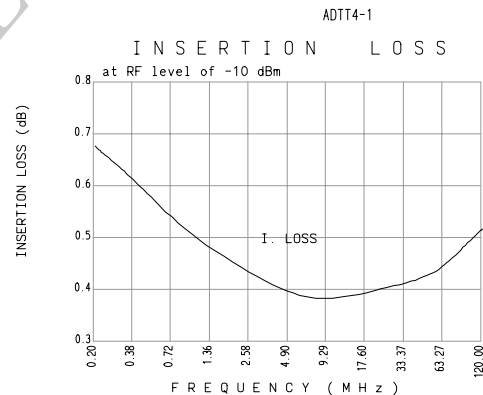
Electrical Specifications

Ω RATIO	FREQUENCY (MHz)	INSERTION LOSS*			PHASE UNBALANCE (Deg.) Typ.		AMPLITUDE UNBALANCE (dB) Typ.	
		3 dB MHz	2 dB MHz	1 dB MHz	1 dB bandwidth	2 dB bandwidth	1 dB bandwidth	2 dB bandwidth
4	0.2-120	—	—	0.2-120	3	—	0.05	—

* Insertion Loss is referenced to mid-band loss, 0.4 dB typ.

Typical Performance Data

FREQUENCY (MHz)	INSERTION LOSS (dB)	INPUT R. LOSS (dB)	AMPLITUDE UNBALANCE (dB)	PHASE UNBALANCE (Deg.)
0.20	0.68	17.71	0.00	0.04
0.30	0.64	20.04	0.00	0.03
0.40	0.61	21.39	0.00	0.00
1.00	0.50	25.00	0.00	0.04
5.00	0.39	30.48	0.00	0.22
10.00	0.38	31.87	0.01	0.45
40.00	0.42	31.44	0.02	1.79
60.00	0.44	29.35	0.04	2.74
100.00	0.50	26.11	0.10	4.73
120.00	0.52	24.51	0.13	5.85



Distribution Centers NORTH AMERICA 800-654-7949 • 417-335-5935 • Fax 417-335-5945 • EUROPE 44-1252-832600 • Fax 44-1252-837010

INTERNET <http://www.minicircuits.com>

ISO 9001 CERTIFIED

REV. OR
M72649
ED-7831/2
ADTT4-1
WZ/TD/CP
00627